

# MY PASTIME




GAMES  
RIDDLES  
MAKE-IT-YOURSELF  
TOYS

You yourself can make the toy "Tob the Robot", using the patterns on the additional sheet between pages 8 and 9.



Minsk  
Yunatsva  
1990



**DEAR CHILDREN!**

In this book you will find  
unusual riddles, mazes, puzzles,  
make-it-yourself toys, enter-  
taining games and comics.



Open the book at pp. 12—  
13 and you will learn where  
Puss-in-Boots is running to in  
such a hurry.

© Издательство «Юнацтва», 1987

© Translation into English, "Yunatstva" Publishers, 1990





Choose the drawing you like best on the small tea-pots and paint it on the tea-set.

2




Among the six bouquets find two that are identical.






# Mary, Paul and TOB the Robot



MARY AND PAUL HAVE MADE A **ROBOT**.  
YOU ALSO CAN MAKE SUCH A ROBOT IF YOU USE THE PATTERNS ON THE ADDITIONAL SHEET


BETWEEN PAGES 8 AND 9



CONTINUA



NO NEED  
FOR SWEETS!  
WHAT A ROBOT  
FEEDS  
ON IS  
ELECTRICITY.



7


START

LOOK,  
I WILL PRESS  
THE BUTTON  
AND...



8

I'M TOB  
THE ROBOT...  
I'M TOB  
THE ROBOT...  
COMMAND ME...  
COMMAND ME...



9

OH! POOR TOB!

BUT DIDN'T HE  
THEN SEE THE WALL?

IT'S BECAUSE  
YOU DIDN'T  
ORDER HIM  
TO STOP.  
REMEMBER,  
ROBOTS  
MUST BE GIVEN  
PRECISE  
COMMANDS.




13

IN GENERAL,  
WHAT CAN  
A ROBOT  
DO?



14


LET TOB  
WASH  
THE DISHES!



18

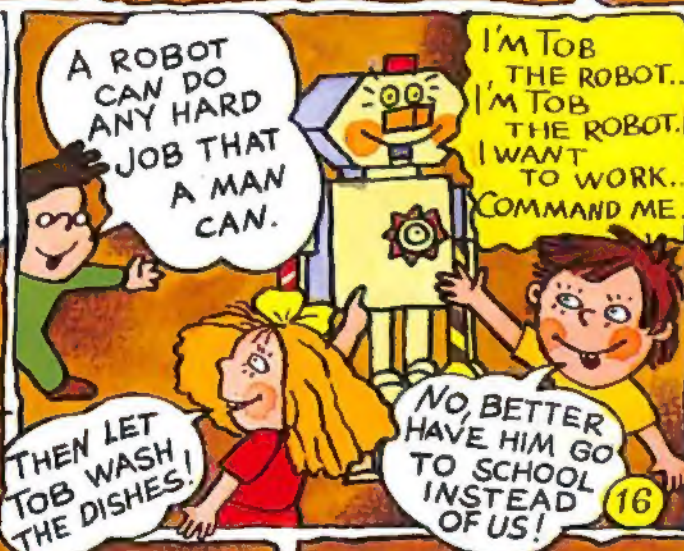


AND THIS ONE,  
PLEASE!

... HE'LL  
LAUNDER  
AND IRON THE  
BED-LINEN!







19












There are two pictures on pp. 7—8. Cut the sheet along the lines, put the pieces together correctly and you will see what is drawn in these pictures.

7







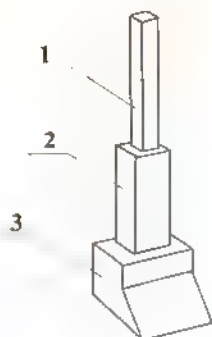


### **THE TOY "TOB THE ROBOT"**

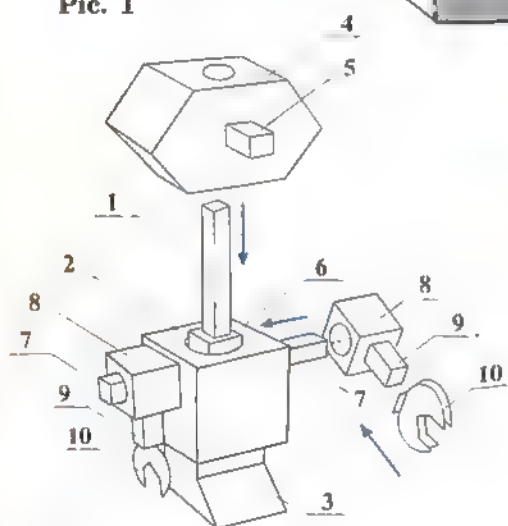
- **Remove the additional sheet accurately. Cut out the details of the robot. Do not forget to cut out the round holes marked with asterisks.**



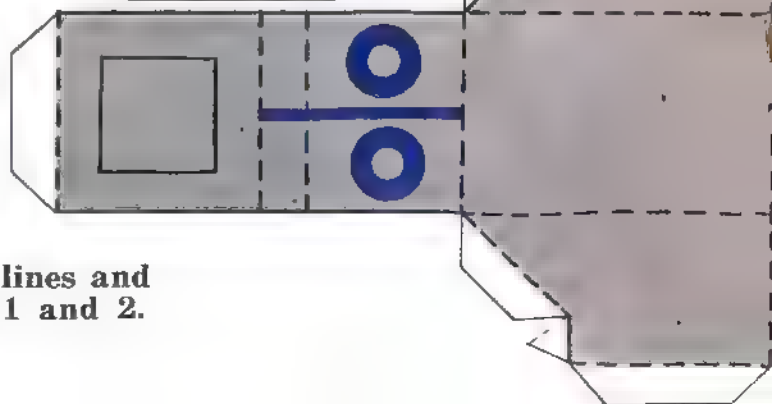
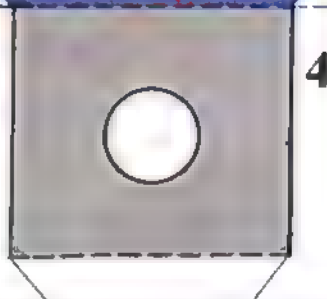


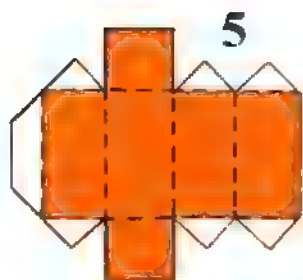




**Pic. 1**

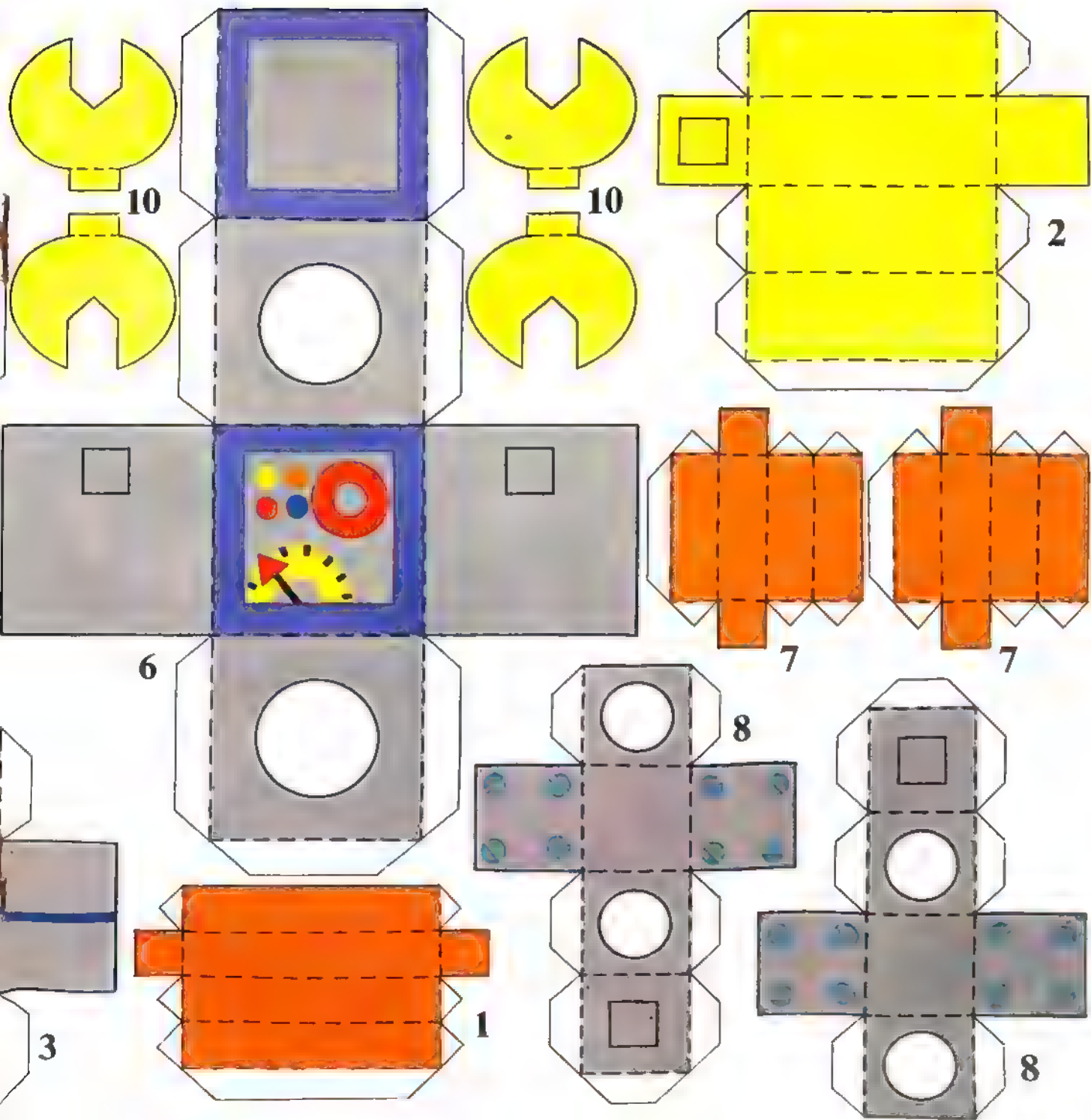


**Pic. 2**



Bend the details along the dotted lines and glue them together as shown in pic. 1 and 2.







**Cut out the sheet with the tale "The Fox and the Crane" along the undotted lines and bend it along the dotted ones. Then you'll have a little book.**

**In the middle you can sew it with a needle and thread or use fasteners from a notebook to fasten the pages together.**



The next day the fox came over to the crane's house. He had prepared okroshka for her, that tasty kvass soup, which he served in a jug with a narrow neck.

"Help yourself, my dear friend, to this okroshka. Don't be bashful and eat!"

The fox went round and round the jug, licked it, smelled it, but to no avail — she could not push her head into the jug.

8



5



10

A fox made friends with a crane. One day the fox decided to invite the crane to dinner. She went to the crane and said to him:

"My dear friend, I invite you to my house today! I'll treat you to something delicious!"

3







6

The fox, on the other hand, licked and licked the plate and she licked it clean. Then she said to the crane:

"Please, don't take it amiss, my dear friend, but I have nothing else to treat you to."

And the crane answered:

"Thank you, anyway, my dear friend. Tomorrow you must come to visit me."

7

The crane came to have a feast. The fox put a plate before the crane in which there was a layer of semolina, and she said:

"My dear friend! Just try this semolina! It's very tasty."

The crane struck and struck the plate with his long beak, but he got nothing. He could not lick up the semolina!

4



9

The crane, in the meantime, pecked and pecked and emptied the jug.

"Please don't take it amiss, my dear friend, I have nothing else to treat you to," said the crane.

The fox was terribly upset at having to go home hungry. And ever since then there has been no friendship between the fox and the crane.

11



2





Who has more pencils,  
Lena or Misha?





Show Puss-in-Boots  
the way to the giant's  
castle.








**Help the pigs draw and paint  
their house.**

Imagine that the blue line is a mirror.  
Draw the puppy, the kitten and the cockerel  
reflected in the mirror.

15









## ANSWERS

- To p. 2 — the fourth and the sixth.  
To p. 7 — fruits.  
To p. 8 — vegetables.  
To p. 11 — Lena has more pencils (10).  
To p. 16 — two balls, a sweet, a walking-stick and a ring are missing in the lower picture.





Vladimir RUZHO



MY PASTIME

Games. Riddles. Make-It-Yourself Toys  
*Translated into English*

by M. MINTZ

Minsk, "Yunatselva" Publishers, 1990  
Printed in the USSR

Автор-художник В. В. РУЖО

ЗНАЙКА

Игры. Загадки. Самоделки  
*На английском языке*

Перевод сделан по книге:

Автор-художник В. В. РУЖО  
ЗНАЙКА

Игры. Загадки. Самоделки

Мн.: Юнацтва, 1987

ISBN 5-7880-0295-8